

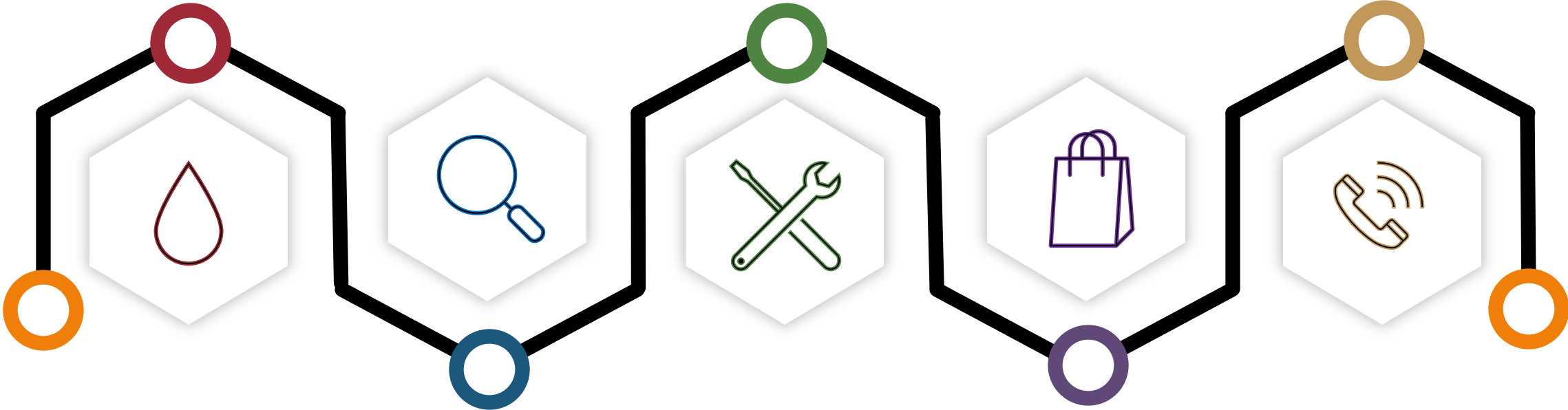
Your Guide to Condensation



How it Happens

How to Fix It

Service Call Process



How to Identify

Helpful Product

Condensation Process

Condensation can be divided into 2 categories for windows and doors, interior and exterior. Interior being the most common, especially in winter. When there is a sudden drop in temperature, high and/or cold winds, or long stretches of cold weather interior condensation is more likely to occur.




INTERIOR

- Interior condensation occurs when the air temperature outside is colder than the air temperature of your home. Your home's humidity plays a large role in this process.
- The lower the temperature outside the lower the humidity in you home needs to be to prevent or minimize condensation.
- As you can see in the pictures this home has a humidity of 42% in the room, and 38-40% in the window. This high humidity is causing the ice/frost build up on the inside of the windows.
- You may also notice ice/frost build up along door ways or flooring as seen here as well.



INFLUENTIAL FACTORS

- Factors that influence humidity include: the window being near a bathroom or kitchen, having blinds or curtains, floor vent/base board directly below it, door to the room being closed, still air, and humidity.






Outdoor-Indoor Relative Humidity	
Outside Temperature	Recommended RH
+40°F	45%
+30°F	40%
+20°F	35%
+10°F	30%
0°F	25%
-10°F	20%
-20°F	15%

This chart is for your reference on the relation of temperature to humidity to help prevent condensation

How to Identify Your Type of Condensation

- Interior condensation is seen at the bottom edge of the glass, around the glass periphery, or sometimes on the complete indoor glass surface. It may also only be on certain windows in the home or certain parts of a window.
- Left to right we see condensation on: the entire interior, bottom edge of glass, and periphery.



How To Fix It

There are several ways to help resolve the condensation.

Here are things you can do as good practice without needing to purchase products.

1. Limit the use of curtains, blinds or other items that may block the window.
2. If you must use blinds keep them at least 3 inches above the bottom of the glass, some occasions may require you to leave more space from the bottom depending on the severity of the condensation.
3. Leave the door open as often as possible to allow air flow into the room. You may also want to use a ceiling fan or small fan on a low setting to help circulate the air.
4. Adjusting the floor vent or baseboard heater air flow to avoid the window.



Helpful Products

Depending on the size of the room and amount of humidity there are different products to help.

Our recommendations are:

Large rooms- ceiling fans, dehumidifier for large spaces, and high volume DampRid products

Small rooms- dehumidifiers for small spaces, DampRid products with small volume.

DampRid comes in various sized and forms. Hanging versions can be hung on curtain rods, if applicable small containers can be placed in the windowsill. If you can't utilize these areas a larger volume product anywhere in the room tends to help as well.



Service Call Process

If you are still struggling with condensation after following all the recommendations and you feel as though there is a deeper lying issue, here is what you can do.

1

Contact us and let us know the steps you've taken.

- We will mail you several humidity test strips with instructions
- Pending the results of the test strip we will either schedule an appointment for a Service Tech to come and inspect the issue or talk about further recommendations.

2

If you do schedule a service appointment and the findings result in the condensation being caused by humidity or installation issues the service will require a \$150 payment.

3

Please feel free to contact our Field Service department for any questions or if you'd like to schedule an appointment. 509.340.0705 extension 1001

4

For technical information such as Thermal Testing results and AAMA Ratings please visit our website and select the "More" tab:
www.coeurdalnewindow.com